












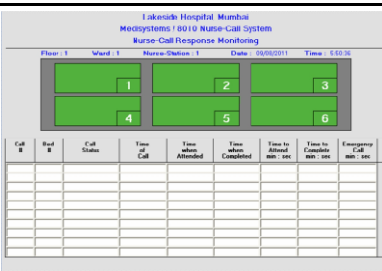



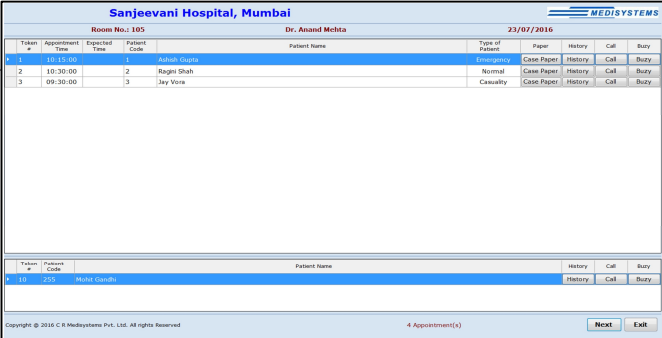


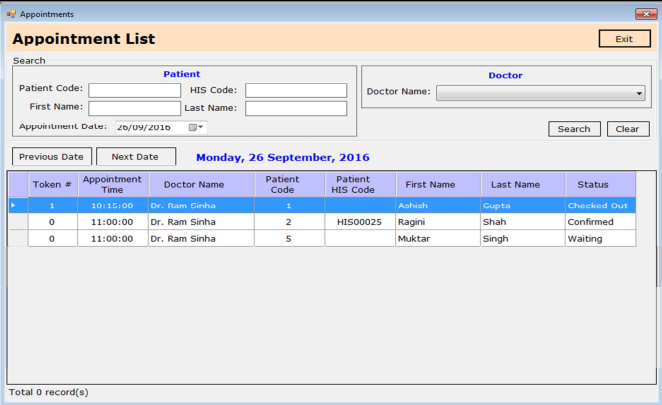
Medisystems Products			Update >	20-Sep-13
Electronic Nurse-Call Systems				Pg 1/7
S/N	Item	Model	Illustration	Remarks
	<b>Nurse-Call Systems</b>	<b>2010</b>		Central Display Units are placed at the Nurse-Station. They are modular in capacities of 8, 16, 24, 32, 40 or 48 beds.
1	Central Display Unit - 08 lines	2011A08		
2	Central Display Unit - 16 lines	2011A16		
3	Central Display Unit - 24 lines	2011A24		
4	Central Display Unit - 32 lines	2011A32		
5	Central Display Unit - 40 lines	2011A40		
6	Central Display Unit - 48 lines	2011A48		
7	Corridor Slave Scrolling Single Display	2011BS		Corridor displays are for additional call indication and status in long corridors or with many bends.
8	Corridor Slave Scrolling Dual Display	2011BD		
9	Bed Unit, Std.	2012A		Bed units are mounted behind the patient's bed. They can also have additional features like Nurse-Help Request, Instrument Alarm Relay, Code-Blue Alert and Patient-Nurse Intercom.
10	Bed Unit w/Nurse-Help Request (NHR)	2012B		
11	Bed Unit w/Instrument Alarm Relay (IAR)	2012C		
12	Bed Unit w/Code-Blue Alert (CBA)	2012D		
13	Bed Unit w/Patient-Nurse Intercom (PNI)	2012nV		
14	Emergency Alert Unit, Std.	2013A		Emergency Alert Units are installed within the Toilet. One type is mounted next to the Water Closet and the other type is mounted in the shower area with a sturdy pull cord.
15	Emergency Alert, Reset Unit	2013B		
16	Emergency Alert, Shower Pull Cord	2013C		
17	Emergency Alert Unit, Mini	2013D		
18	Emergency Alert Unit, Mini w/pull cord	2013E		
19	Door Display Unit	2014A		A Door Display unit is mounted at the Room entrance near the door frame. It has indicator lights which are visible throughout the corridor. Call status can be clearly recognised even from a distance.
CR MEDISYSTEMS PVT. LTD.				
335 PRAGATI ESTATE, N. M. JOSHI MARG, LOWER PAREL, MUMBAI 400 011, INDIA				
TEL : + 91 - 22 - 2309 4416, 2300 4930      FAX : + 91 - 22 - 2306 1903				
EML : <a href="mailto:medisystems2@gmail.com">medisystems2 @ gmail . com</a> , <a href="mailto:medisystems@vsnl.com">medisystems @ vsnl . com</a>				
WEB : <a href="http://www.medisystems.in">www . medisystems . in</a>				

 Medisystems Products			Update >	20-Sep-13
Electronic Nurse-Call Systems				Pg 2/7
S/N	Item	Model	Illustration	Remarks
	<b>Nurse-Call Systems</b>	<b>2010</b>	  	Patient Handsets are available with features which include call buttons for normal nurse calls, calls for wardboy or attendant, and buttons for switching lights, fans, TV, etc. They can also serve as telephone handsets for patient-nurse intercom.
20	Handset, Std.	2015A		
21	Handset, Std. w/Voice	2015B		
22	Handset, Multifunction	2015C		
23	Handset, Multifunction w/Voice	2015D		
24	Handset, Universal	2015E		
Universal handsets are available with additional features besides normal nurse calls like TV (any make) volume and channel change and adjustments.				
25	Handset Cradle for wall/bed	2015F		
26	Digital Time Display Unit	2016A		
27	I-V Drip Alert Module	2016B		I-V Drip alerts the attendant nurse if I-V dispensation is to be refilled when the I.V. fluid is over by means of a chime.
28	Chime Repeater & Indicator Unit	2017A		
29	Code-Blue Audio Alert Unit	2017B		
30	Master Call Set	2017C		
31	Power & Data Distribution Unit (PDDU)	2018A		
32	Network Master Unit	2018B		
33	Nurse-Call Response Monitoring (NCRM)			Enables logging of all calls across a floor or ward area or a particular nurse station. The time taken to acknowledge and attend calls is logged for review by the nursing matron or administrator.
34	SMS Forwarding Facility (SMS)			SMS Alerts enable call forwarding under code-blue conditions to a select group of paramedical staff and resident/attendant doctors for immediate attention.
35	Ward Graphic Module w/LCD Central Monitor	2011D		Wards graphic displays enable graphical ward area layout of beds on a desktop 17" LCD Monitor screen with call indication of calling bed no. and location.
36	Cat 5/5e/6 UTP LAN cable			
CR MEDISYSTEMS PVT. LTD.				
335 PRAGATI ESTATE, N. M. JOSHI MARG, LOWER PAREL, MUMBAI 400 011, INDIA				
TEL : + 91 - 22 - 2309 4416, 2300 4930      FAX : + 91 - 22 - 2306 1903				
EML : <a href="mailto:medisystems2@gmail.com">medisystems2@gmail.com</a> , <a href="mailto:medisystems@vsnl.com">medisystems@vsnl.com</a>				
WEB : <a href="http://www.medisystems.in">www.medisystems.in</a>				

			Medisystems Products		Update >	20-Sep-13		
OPD Patient-Call Systems						Pg 3/7		
S/N	Item	Model	Illustration		Remarks			
	OPD Patient-Call Systems	8020			<p>The Main Display Unit is mounted in the patients waiting area at a location from where it is visible to all or most of those seated in that area. The upper line display indicates the patient's Case or Call No. along with the Room No. to which the patient must proceed when called. The lower line has a string of scrolling messages besides the Hospital's name and the Day, Date and Time.</p>			
1	Main or Slave Display Unit	8021A						
								
2	Desk or Wall Unit	8023A			<p>The Desk Unit is a numerical keypad on which the Doctor punches the Case / Call No. of the next patient to be called. Entering this number automatically erases the previous patient's entry. Once the patient enters the room, the Doctor can press the hash key to indicate at the door display that the room is now busy.</p>			
	w/ 1 gang box, RJ 45 socket and plate							
	2m LAN cable with RJ 45 connectors							
								
3	Door Display Unit	8023D			<p>The Door Display Unit is mounted at the room entrance at a height where the calling number is clearly visible. This assists the patient in knowing that he/she is entering the correct room. When the room is occupied this display can also indicate BUSY so that uncalled visitors may not enter and the Doctor has complete privacy with the the patient who is already inside for examination.</p>			
4	Token Generator with printer	8024A						
								
<p align="center"><b>CR MEDISYSTEMS PVT. LTD.</b></p> <p align="center"><b>335 PRAGATI ESTATE, N. M. JOSHI MARG, LOWER PAREL, MUMBAI 400 011, INDIA</b></p> <p align="center"><b>TEL : + 91 - 22 - 2309 4416, 2300 4930      FAX : + 91 - 22 - 2306 1903</b></p> <p align="center"><b>EML : <a href="mailto:medisystems2@gmail.com">medisystems2 @ gmail . com</a> , <a href="mailto:medisystems@vsnl.com">medisystems @ vsnl . com</a></b></p> <p align="center"><b>WEB : <a href="http://www.medisystems.in">www . medisystems . in</a></b></p>								

S/N	Item	Model	Illustration	Remarks
	<b>OPD Queue Management Systems</b>	<b>2020</b>		
1	Main LCD/LED Display Unit w/	2021A		
				The Main LCD/LED Display Unit is mounted in the patients waiting area at a location from where it is visible to all or most of those seated in that area. The current and waiting patient's Case or Call No. along with the Room No. to which the patient must proceed when called & Doctor's Name is displayed. The lower line has a string of scrolling messages besides the Hospital's name and the Day, Date and Time.

2	Software for Doctor's Desktop PC	2023A		
				The Doctor's Desktop software enables secure login for the doctor concerned. Doctor can visualise his patients whose appointments are registered. The Doctor selects the Case / Call No. of the next patient to be called. Once the patient enters the room, the Doctor can press the BUSY key to indicate at the main display that the room is now busy. The case history of the patient can also be called up, updated and saved.

3	Software on Receptionist PC	2023B		
4	Token Generator with Printer	2024A		
				The software for receptionist PC enables prior and immediate registration of patient appointments and transactions (by cashier if required) and also inline transfer of this data to the assigned doctors desktops. Appointments and calling data may also be extracted from or shared with OPD Hospital Information Systems modules.

**CR MEDISYSTEMS PVT. LTD.**








**335 PRAGATI ESTATE, N. M. JOSHI MARG, LOWER PAREL, MUMBAI 400 011, INDIA**






**TEL : + 91 - 22 - 2309 4416, 2300 4930      FAX : + 91 - 22 - 2306 1903**

**EML : [medisystems2@gmail.com](mailto:medisystems2@gmail.com) , [medisystems@vsnl.com](mailto:medisystems@vsnl.com)**








**WEB : [www.medisystems.in](http://www.medisystems.in)**



 Medisystems Products			Update >	20-Sep-13	
Bed - Head Panels				Pg 5/7	
S/N	Item	Model	Illustration	Remarks	
	Bed-Head Panels	9060	 <p>ICU Bed-Head Panels are configured to carry all utilities needed in the ICU. These include medical gas outlets, a stainless steel medical rail for various accessories, mains, standby and UPS Power sockets, lamp switching, data &amp; communication terminals, and provision for mounting and connection for nurse-call system modules.</p>		
1	ICU Bed-Head Panel, Horizontal	9060A			
2	Room Bed-Head Panel, Horizontal	9060B	 <p>Room and Ward Bed-Head Panels are configured much as ICU panels but with a smaller array of utilities since the room and ward environment constitutes a step down from the ICU environment. None-the-less, they carry everything likely to be needed for attending to such patients.</p>		
3	Ward Bed-Head Panel, Horizontal	9060C			
4	ICU / Twin Room Bed-Head Panel, Vertical, Full Height	9060D			
5	ICU / Twin Room Bed-Head Panel, Vertical, Half Height	9060E			
<p>Vertical Bed-Head Panels, whether of full or half height, are most useful in situations where rear wall space and bed-surround space is not adequately available. They can carry all the utilities needed whether in an ICU environment or in a room environment. Full height panels additionally have provision for storage of suction jars for fluid collection.</p>			 		
6	Customised Bed-Head Panels	9060X			
<p>Constraints of building architecture, interior design and décor and other issues sometimes make it difficult to install standard horizontal or vertical bed-head panels. In such cases, Medisystems designs and supplies customised panels to meet just about any hospital or architectural requirement.</p>					
<p>CR MEDISYSTEMS PVT. LTD.</p> <p>335 PRAGATI ESTATE, N. M. JOSHI MARG, LOWER PAREL, MUMBAI 400 011, INDIA</p> <p>TEL : + 91 - 22 - 2309 4416, 2300 4930      FAX : + 91 - 22 - 2306 1903</p> <p>EML : <a href="mailto:medisystems2@gmail.com">medisystems2@gmail.com</a> , <a href="mailto:medisystems@vsnl.com">medisystems@vsnl.com</a></p> <p>WEB : <a href="http://www.medisystems.in">www.medisystems.in</a></p>					

MEDISYSTEMS			Medisystems Products		Update >	19-Dec-2013
Bed - Head Panels, Patient - Bed Lamps & OT Pendants						Pg 6/7
S/N	Item	Model	Remarks			
	<b>Customised Bed-Head Panels</b>	<b>9060 X</b>				
	Horizontal or Vertical Bed-Head Panels are available in a variety of customised options:					
1	Basic, Epoxy Powder Coated with colour of choice, Aluminium Shell Panels with slots for electrical sockets, bed-light switches, medical gas outlets, nurse-call module , intercom, data outlets and medical rail in SS 304 for accessories.					
2	Basic panel, with powder coated decorative wood grain finish, in colour and shade of choice.					
3	Basic panel, wired with all electrical sockets and switches selected from given samples of choice to match similar sockets installed.					
	<b>Patient-Bed Lamps</b>	<b>9070</b>				
						
1	2 ft. w/T5 lamps	<b>9070A</b>	Patient Bed-Lamps in Extruded Aluminium Sheet body, mirror finish reflectors, treated glass diffusers, w/satin finish Epoxy-Polyester powder coat in colour of customer's choice, w/down-lighter, up-lighter and night lamp in the adjoining sizes & types.			
2	3 ft.w/T5 lamps	<b>9070B</b>				
3	2 ft. w/LED lamps	<b>9070A LED</b>				
4	3 ft. w/LED lamps	<b>9070B LED</b>				
	<b>OT Pendants</b>	<b>9080 X</b>				
1	Rigid or Rotating OT Pendant	<b>9080A</b>	 <p>Medisystems Rigid, Single Arm &amp; Double Arm pendants are ceiling suspended Pendants for OT's &amp; ICU areas which keep equipments raised off the floor and easily available when needed. Deliver gas outlets, electricals, electronics, data, shelving, storage &amp; accessories reliably. OT Pendants are available for anaesthetic &amp; surgical OT's, ICU's and also ICU bridge pendants.</p>			
	Ceiling Column Rigid OT Pendant, Model 9080A, with all Std. Accessories made of Epoxy Powder Coated Aluminium and SS with 8 electrical Switch-Sockets & 2 Isolation Circuit Breakers, electrical wiring factory harnessed & tested with Provision for 4/6 Medical Gas Outlets & 1 Data Module.					
2	Single Arm Swivelling OT Pendant	<b>9080D</b>				
3	Double Arm Swivelling OT Pendant	<b>9080E</b>				
	Model 9080D/E with all Std. Accessories also made of Epoxy Powder Coated Aluminium and SS 304 with 8 nos.electrical Switch-Sockets & 2 nos.Isolation Circuit Breakers, electrical wiring factory harnessed & tested with 6 Nos. Medical Gas outlets, with the HP Rubber tubes of IS Grade, complete with Two Shelves for mounting instruments.					
CR MEDISYSTEMS PVT. LTD.						
335 PRAGATI ESTATE, N. M. JOSHI MARG, LOWER PAREL, MUMBAI 400 011, INDIA						
TEL : + 91 - 22 - 2309 4416, 2300 4930      FAX : + 91 - 22 - 2306 1903						
EML : <a href="mailto:medisystems2@gmail.com">medisystems2@gmail.com</a> , <a href="mailto:medisystems@vsnl.com">medisystems@vsnl.com</a>						
WEB : <a href="http://www.medisystems.in">www.medisystems.in</a>						



 <b>Medisystems Products</b>			<b>Update &gt;</b>	<b>20-Sep-13</b>
<b>Medical Rail &amp; Accessories</b>				<b>Pg 7/7</b>
S/N	Item	Model	Illustration	Remarks
	<b>Medical Rail</b>	<b>3100</b>	 Designed to accompany Bed-Head Panels & OT Pendants, Medical Rails in SS 304 enable a large cluster of accessories, devices, equipments to be located around the patients bed at all times. Internationally sized dimensions enable equipments from diverse sources to be mounted with a clamp.	
	<b>Medical Rail Accessories</b>	<b>3200</b>		
1	Rail Slider Clamps w/1/2" dia bore	3205	       	
2	Case Sheet Holder Small std. Aluminium	3211		
3	Case Sheet Holder Small SS304	3212		
4	Bowl Holder assembly w/ 6" Bowl SS 304	3219		
5	B.P. Instrument Holder, SS 304	3222		
6	I.V. Pole Assembly w/3 ft. Pole SS 304	3223		
7	I.V. Pole assembly w/Infusion Pump stand SS 304	3225		
8	Suction Bottle Holder SS 304	3229		
				
<p>Medical rail Accessories are designed for easy and convenient convergence of utilities by the patient bedside area. All accessories are fitted with clamps on the rail and are easy slidable on the rail at any location for convenience. They can be removed when not required.</p>				
9	LED Examination Lamp Assembly	3243	 	
<p>LED Examination Lamp with 4300K Cool light and broad beam illumination of 15000 lux. Comes with 85 cm length articulating arm and 220° tiltable/90° rotating polycarbonate dome. Arm also carries ON/OFF switch and a transformer. Clamp mountable on rail.</p>				
<p align="center"><b>CR MEDISYSTEMS PVT. LTD.</b></p> <p align="center"><b>335 PRAGATI ESTATE, N. M. JOSHI MARG, LOWER PAREL, MUMBAI 400 011, INDIA</b></p> <p align="center"><b>TEL : + 91 - 22 - 2309 4416, 2300 4930      FAX : + 91 - 22 - 2306 1903</b></p> <p align="center"><b>EML : <a href="mailto:medisystems2@gmail.com">medisystems2 @ gmail . com</a> , <a href="mailto:medisystems@vsnl.com">medisystems @ vsnl . com</a></b></p> <p align="center"><b>WEB : <a href="http://www.medisystems.in">www . medisystems . in</a></b></p>				